




# REDISTRICTING ADVISORY COMMITTEE FOR THE EXPANSION OF CROZET ELEMENTARY

---

MEETING #3  
OCTOBER 26, 2021



# **AGENDA**

**1**

**REVIEW OF OBJECTIVE AND GUIDING PRINCIPLES**

**2**

**QUESTIONS SINCE LAST MEETING**

**3**

**FEEDBACK RECEIVED TO DATE**

**4**

**REVIEW AND SELECTION OF SCENARIOS  
FOR COMMUNITY FEEDBACK**

**5**

**NEXT STEPS**

# VISION & MISSION

## **Vision**

Our learners are engaged in authentic, challenging, and relevant learning experiences, becoming lifelong contributors and leaders in our dynamic and diverse society.

## **Mission**

Working together as a team, we will end the predictive value of race, class, gender, and special capacities for our children's success through high-quality teaching and learning for all. We seek to build relationships with families and communities to ensure that every student succeeds.

We will know every student.

# VALUES

## **Equity**

We will provide every student with the level of support necessary to thrive.

## **Excellence**

We will mitigate barriers and provide opportunities for every student to be academically successful.

## **Family and Community**

We will engage with and share the responsibility for student success with families and community partners.

## **Wellness**

We will support the physical and emotional health of our students and staff.

# GOALS

**Thriving Students** will facilitate learning experiences grounded in high expectations, networks of care, and student curiosity to ensure academic and social-emotional development for all students while eliminating opportunity, access, and achievement gaps.

**Affirming and Empowering Communities** is about strengthening the social context of the environment in which ACPS community works.

**Equitable, Transformative Resources** concerns the intentional flow of critical, equitably distributed human, financial, technological, and other resources to the students and teachers for transformative learning to take place.

# STUDY OBJECTIVE

The purpose of this study is to address current and projected overcrowding at Brownsville Elementary. The proposed scope of the study will involve Brownsville and Crozet Elementary Schools only.

# GUIDING PRINCIPLES

Attendance areas will serve the district for at least 3-5 years with a goal of 5-7 years

Attendance areas will be largely contiguous

Walk areas for each school will be considered

Transportation routes will be as efficient as possible, giving consideration to minimizing ride times within acceptable parameters

Neighborhoods will be assigned to the same school whenever possible

Greater demographic balance amongst impacted schools will be strived for where feasible

Grandfathering existing students will be considered by the Board on a study by study basis.

# FOLLOW OUR PROCESS

## VISIT OUR WEBPAGE

Visit the webpage for the Brownsville and Crozet Redistricting study to view the background, scope, committee meeting schedule and more.

## LIVESTREAM OUR MEETINGS

Livestream the committee meetings to listen in on the conversation around redistricting. This link can be found on the webpage.

## EMAIL THE COMMITTEE

We have established an email address dedicated to this redistricting. Please note that this email is only to submit feedback and no response will be provided.

[k12albemarle.org/redistricting](https://k12albemarle.org/redistricting)

|

[RAC@k12albemarle.org](mailto:RAC@k12albemarle.org)



# AVAILABLE DOCUMENTS

The following documents will be available through this Google Folder:

- Study Scope
- Committee Membership
- Meeting Schedule
- School Board Policy FB: Facility Planning
- Capacity vs. Enrollment
- Slide Decks
- Current Boundary Maps
- Planned Developments
- Tonight's Presentation
- Proposed Starting Point Scenarios
- Demographic Impact of Scenarios
- Emails to the committee
- PDFs of Jamboards
  - New—new maps/demographics and projections

# SCHEDULE



August 2021	<b>School Board approves scope of study and directs Superintendent to convene committee and conduct study</b> <b>Superintendent advertises and receives applications for the committee</b>
September 2021	<b>Superintendent appoints committee members and begins sharing information</b> <b>Initial meeting of redistricting committee</b>
October 2021	<b>Committee meets two times to develop multiple redistricting scenarios</b>
November 2021	<b>Two community meetings held to share scenarios and receive feedback</b> <b>Committee meets to finalize recommendation to the Superintendent</b>
December 2021	<b>Superintendent presents his recommendation to School Board</b>
January 2022	<b>School Board holds a public hearing</b> <b>School Board votes on the Superintendent's recommendation</b>
February - August 2022	<b>Families are notified and transition activities take place</b>
2022-23 School Year	<b>New boundaries go into effect</b>

# TONIGHT'S PURPOSE

- Identify which scenarios we want to share with the community prior to our feedback sessions in November

# REFLECT ON FEEDBACK TO DATE

Reaction to emails received by [rac@k12albemarle.org](mailto:rac@k12albemarle.org)?

What have you heard in your communities/schools?

# QUESTIONS RECEIVED SINCE LAST MEETING

- Why isn't the committee considering moving students to Murray Elementary School?
- What considerations should be made for traffic?



# SCENARIOS

## SCENARIO 1

Grayrock (25)

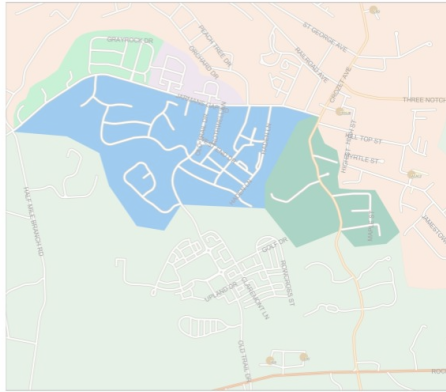
Rt 240 to Oak Dr (7)

Upper Old Trail (110)

Waylands/Bargamin (34)

**176 moved**

**Crozet Total Students: 501**



## SCENARIO 2

Grayrock (25)

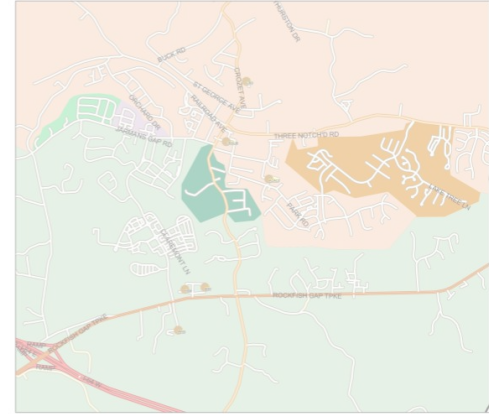
Rt 240 to Oak Dr (7)

Waylands/Bargamin (34)

Western Ridge/Wickham  
Pond (165)

**231 moved**

**Crozet Total Students: 556**



## SCENARIO 4

East of Clover Lawn to  
Mechums River (19)

Grayrock (25)

Rt 240 from Jarmans Gap  
to Rt 250 (35)

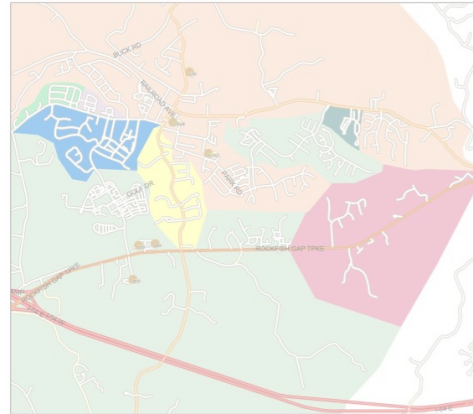
Upper Old Trail (110)

Waylands/Bargamin (34)

Wickham Pond (57)

**280 moved**

**Crozet Total Students: 605**



## Scenario Two

### Pro's

Does not divide the new neighborhoods along Eastern Avenue.

Boundaries are more contiguous

Does not split neighborhoods

Allows for walkability

Total number of students moving leaves more room for growth at Brownsville.

### Con's

Busses still take a left off Jarmans Gap.

### Questions/Ideas

How many students would be added if included 240-250.? ~30

### Alignment with Objective and Guiding Principles

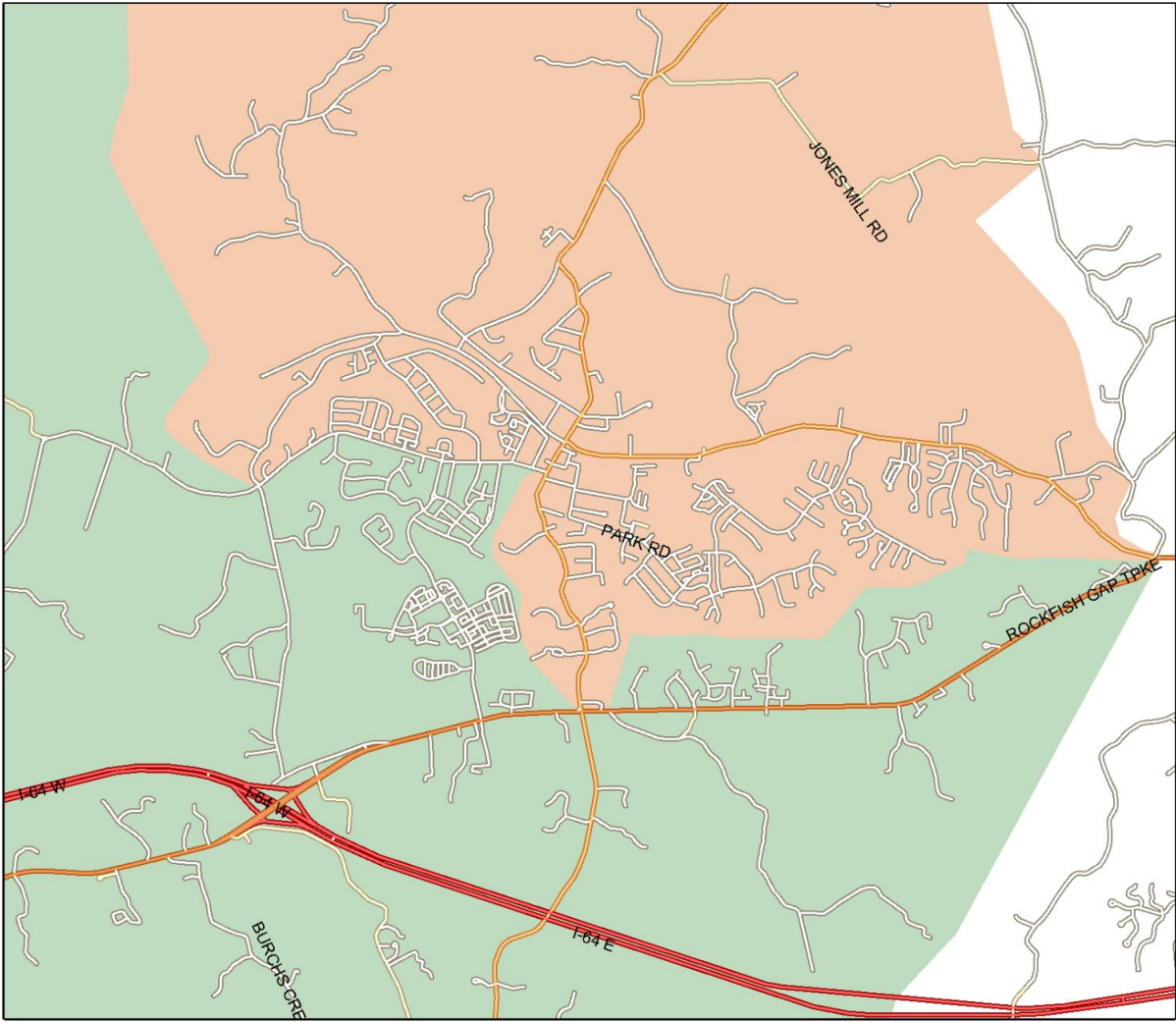
Weak

Alignment

Strong



# SCENARIO 2.1



# SCENARIO 2.1

Grayrock (25)

Rt 240 to Oak Dr (7)

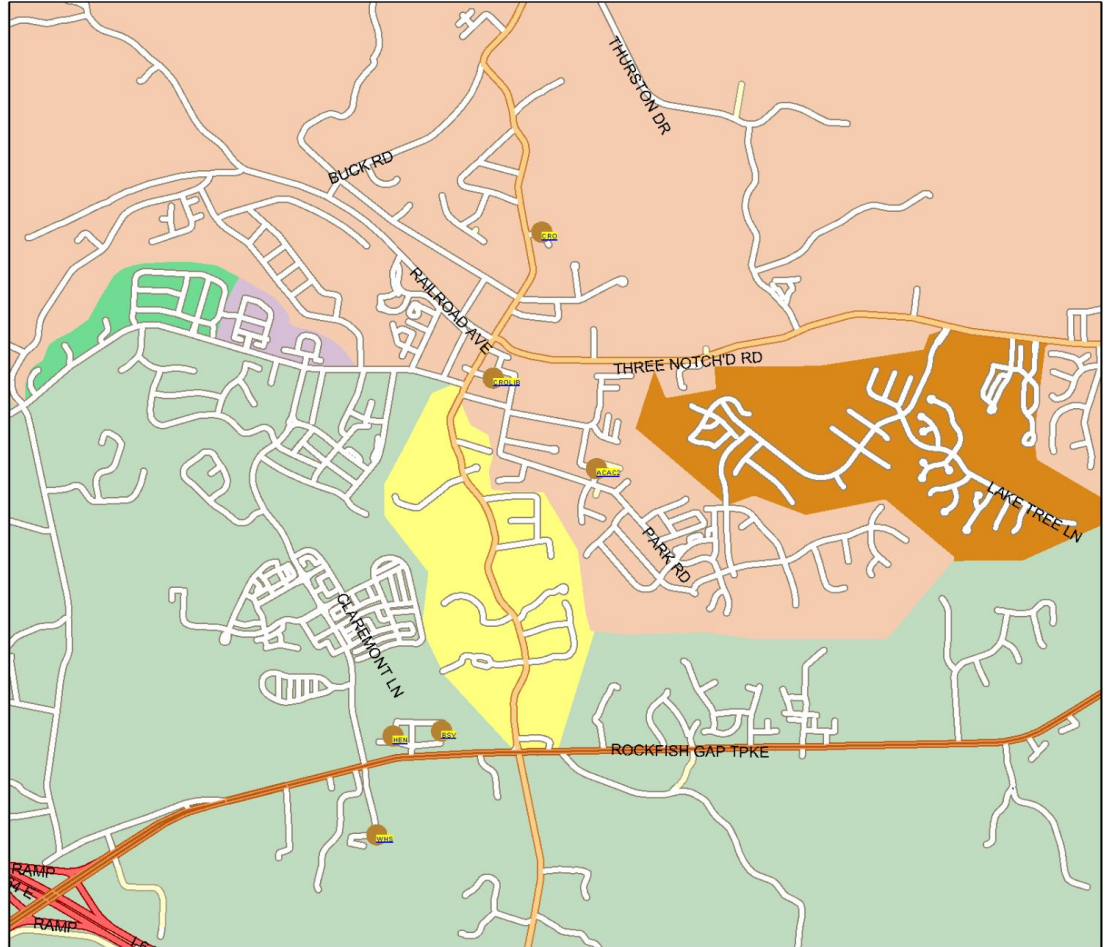
## **Oak Dr to Rt 250 (28)**

Waylands/Bargamin (34)

Western Ridge/Wickham  
Pond (162)

**256 moved**

**Total Crozet Students: 566<sup>1</sup>**



<sup>1</sup> 21-22 current K-5 enrollment is 310

# DEMOGRAPHIC IMPACT – SCENARIO 2.1

School		Race/Ethnicity			Economically Disadvantaged	English Learner	Difference in Enrollment
		Black	Hispanic/Latino	White			
Brownsville	Before	2.21%	4.42%	82.18%	12.02%	1.66%	-256
	After	2.83%	5.22%	83.70%	17.17%	1.30%	
Crozet	Before	1.56%	8.44%	84.06%	19.69%	2.19%	256
	After	1.37%	5.99%	82.02%	12.16%	2.23%	

# ENROLLMENT PROJECTIONS – SCENARIO 2.1

Crozet	2022-23	2023-24	2024-25	2025-26	2026-27	2027-28	2028-29	2029-30	2030-31	2031-32
Baseline Enrollment Projection <sup>1</sup>	339	361	366	370	370	374	371	369	370	373
Redistricted Students <sup>2</sup>	<u>+256</u>	<u>+256</u>	<u>+256</u>	<u>+256</u>	<u>+256</u>	<u>+256</u>	<u>+256</u>	<u>+256</u>	<u>+256</u>	<u>+256</u>
New Enrollment Projection	595	617	622	626	626	630	627	625	626	629
Capacity	668	668	668	668	668	668	668	668	668	668
% of capacity	89%	92%	93%	94%	94%	94%	94%	94%	94%	94%

Brownsville	2022-23	2023-24	2024-25	2025-26	2026-27	2027-28	2028-29	2029-30	2030-31	2031-32
Baseline Enrollment Projection <sup>1</sup>	781	860	915	969	987	973	947	925	915	926
Redistricted Students <sup>2</sup>	<u>-256</u>	<u>-256</u>	<u>-256</u>	<u>-256</u>	<u>-256</u>	<u>-256</u>	<u>-256</u>	<u>-256</u>	<u>-256</u>	<u>-256</u>
New Enrollment Projection	525	604	659	713	731	717	691	669	659	670
Capacity	756	756	756	756	756	756	756	756	756	756
% of capacity	69%	80%	87%	94%	97%	95%	91%	88%	87%	89%

<sup>1</sup> K-5 enrollment projection for the current Crozet boundary.

<sup>2</sup> Current number of Preschool - 5th grade students living in the neighborhoods in 2021-22.

## Scenario Three

### Pro's

Total number moved feels like a good target

Does not split neighborhoods

Demographic Breakdown is a little more equal

### Con's

Potential difficulty making a left from 250 onto 240.

### Questions/Ideas

When is 240/250 roundabout planned?

Pink area looks closer to Brownsville and North Old Trail looks closer to Crozet

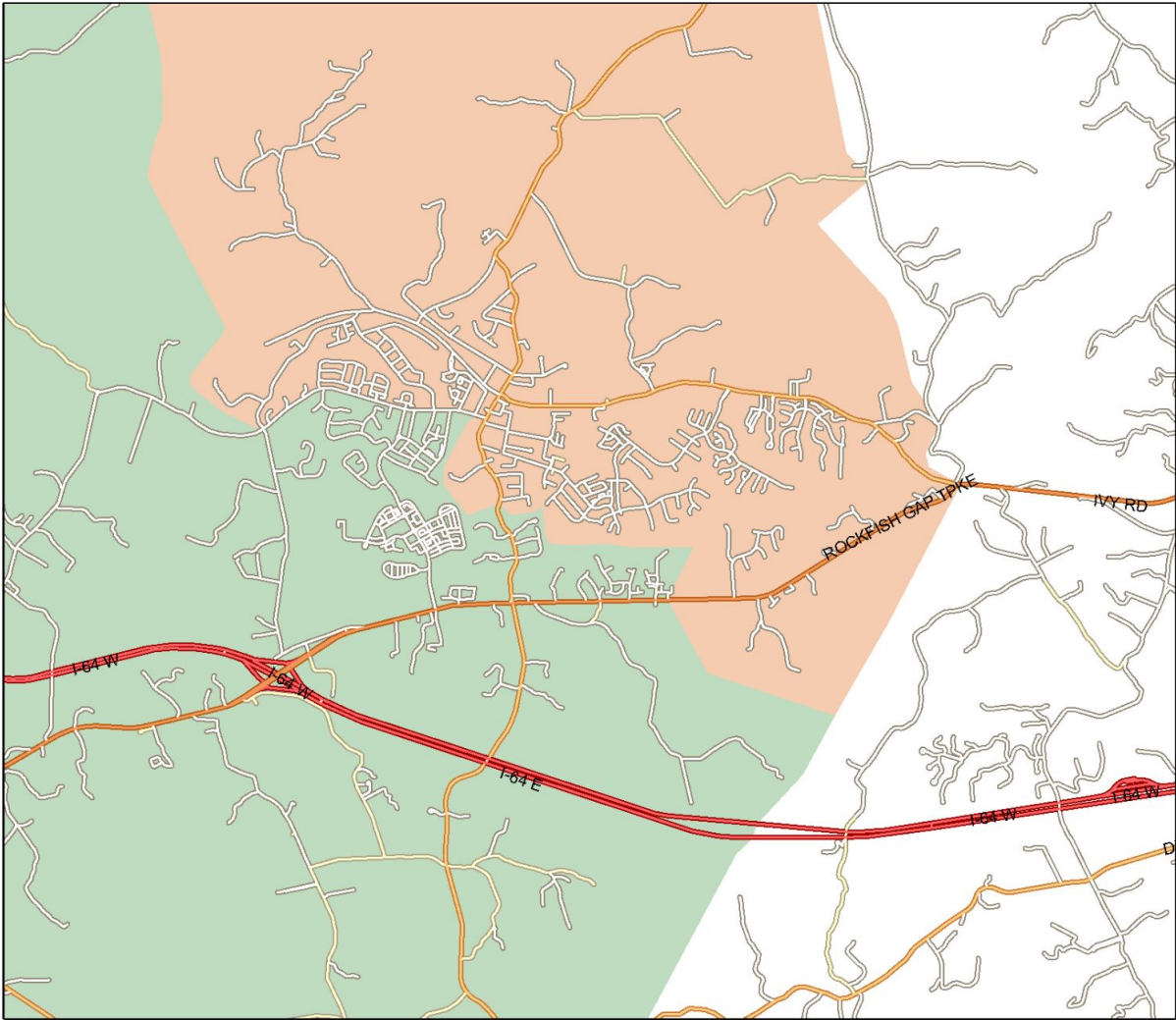
## Alignment with Objective and Guiding Principles

Weak

Alignment

Strong

# SCENARIO 3





# SCENARIO 3

## NO CHANGES

East of Clover Lawn to  
Mechums River (19)

Grayrock (25)

Rt 240 to Oak Dr (7)

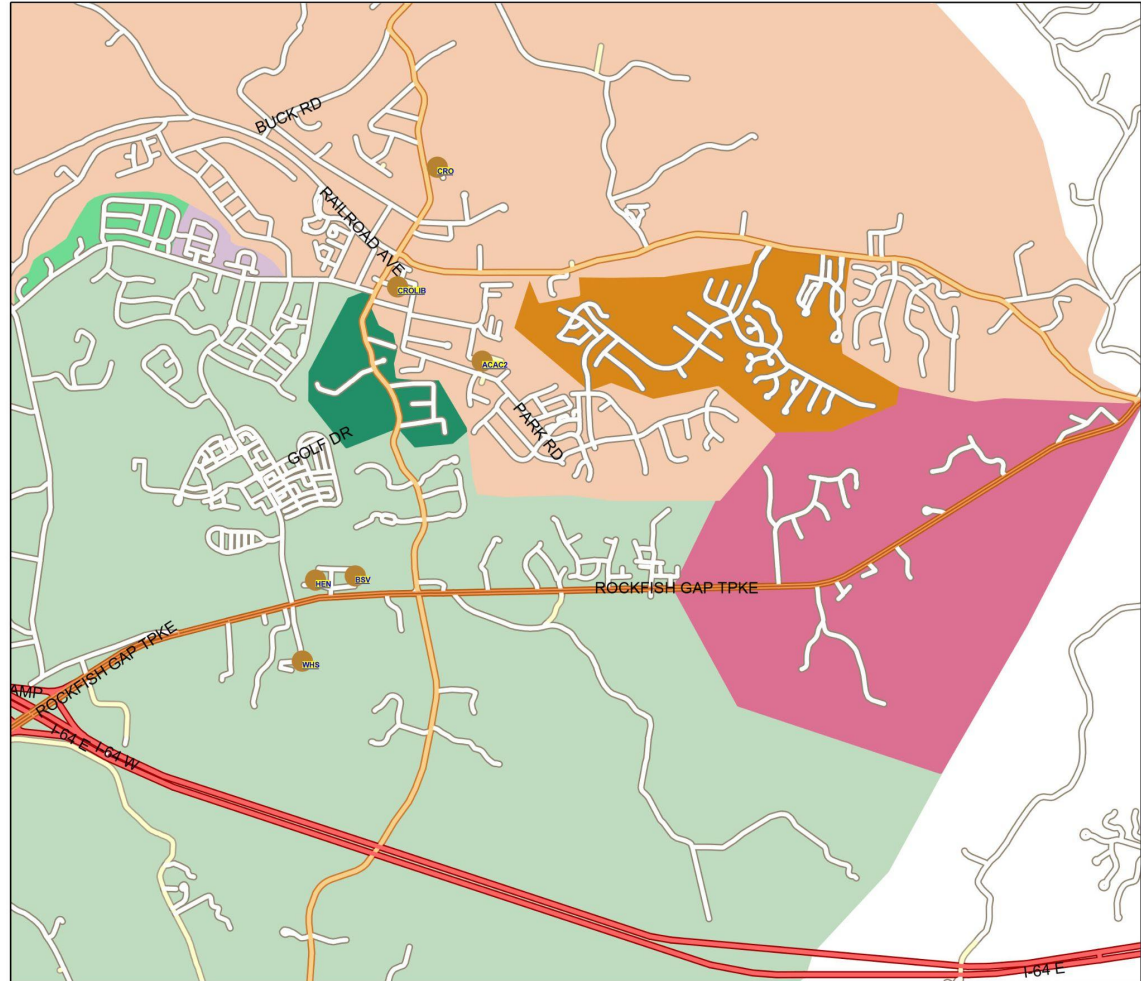
Waylands/Bargamin (34)

Western Ridge/Wickham  
Pond (162)

**247 moved**

**Crozet Total Students: 557<sup>1</sup>**

<sup>1</sup> 21-22 current K-5 enrollment is 310



## DEMOGRAPHIC IMPACT – SCENARIO 3

School		Race/Ethnicity			Economically Disadvantaged	English Learner	Difference in Enrollment
		Black	Hispanic/Latino	White			
Brownsville	Before	2.21%	4.42%	82.18%	12.02%	1.66%	-247
	After	2.77%	5.12%	82.73%	16.84%	1.28%	
Crozet	Before	1.56%	8.44%	84.06%	19.69%	2.19%	247
	After	1.39%	6.09%	82.78%	12.35%	2.26%	



# ENROLLMENT PROJECTIONS – SCENARIO 3

Crozet	2022-23	2023-24	2024-25	2025-26	2026-27	2027-28	2028-29	2029-30	2030-31	2031-32
Baseline Enrollment Projection <sup>1</sup>	339	361	366	370	370	374	371	369	370	373
Redistricted Students <sup>2</sup>	<u>+247</u>	<u>+247</u>	<u>+247</u>	<u>+247</u>	<u>+247</u>	<u>+247</u>	<u>+247</u>	<u>+247</u>	<u>+247</u>	<u>+247</u>
New Enrollment Projection	586	608	613	617	617	621	618	616	617	620
Capacity	668	668	668	668	668	668	668	668	668	668
% of capacity	88%	91%	92%	92%	92%	93%	93%	92%	92%	93%

Brownsville	2022-23	2023-24	2024-25	2025-26	2026-27	2027-28	2028-29	2029-30	2030-31	2031-32
Baseline Enrollment Projection <sup>1</sup>	781	860	915	969	987	973	947	925	915	926
Redistricted Students <sup>2</sup>	<u>-247</u>	<u>-247</u>	<u>-247</u>	<u>-247</u>	<u>-247</u>	<u>-247</u>	<u>-247</u>	<u>-247</u>	<u>-247</u>	<u>-247</u>
New Enrollment Projection	534	613	668	722	740	726	700	678	668	679
Capacity	756	756	756	756	756	756	756	756	756	756
% of capacity	71%	81%	88%	96%	98%	96%	93%	90%	88%	90%

<sup>1</sup> K-5 enrollment projection for the current Crozet boundary.

<sup>2</sup> Current number of Preschool - 5th grade students living in the neighborhoods in 2021-22.

## Scenario Four

### Pro's

Might be a better number for future growth at each school

Percentage of capacity is more equal

Crozet would start out bigger than Brownsville, but would even out in future years.

### Con's

Creates and island in Western Rdige

Swaps econ disadvantaged numbers, does not bring them closer

Traffic turning from Jarman's Gap Road

**Splits Old Trail**

### Questions/Ideas

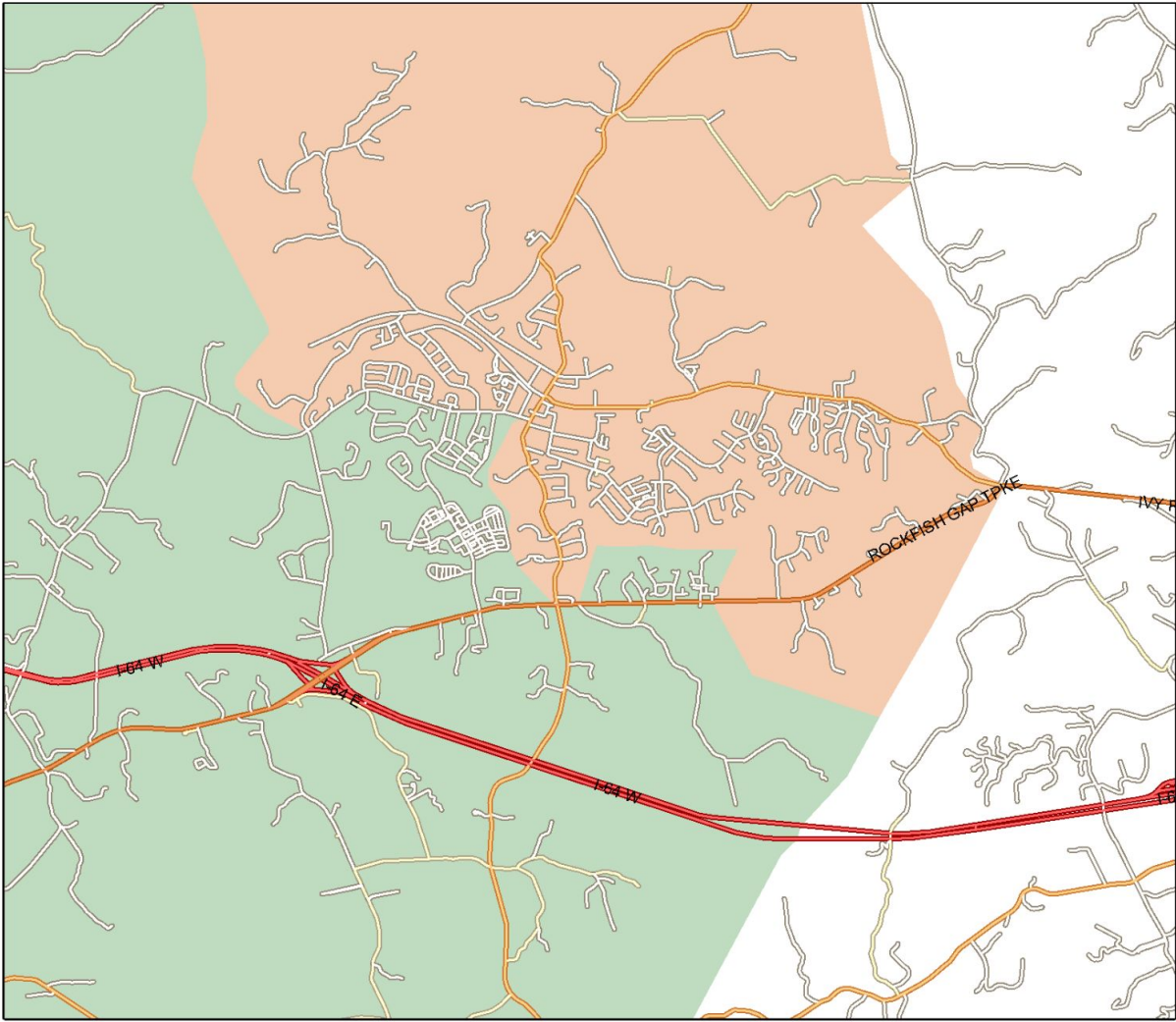
## Alignment with Objective and Guiding Principles

Weak

Alignment

Strong

# SCENARIO 4.1



# SCENARIO 4.1

East of Clover Lawn to  
Mechums River (19)

Grayrock (25)

**Upper Old Trail (110)**

Rt 240 from Jarmans Gap to Rt  
250 (35)

Waylands/Bargamin (34)

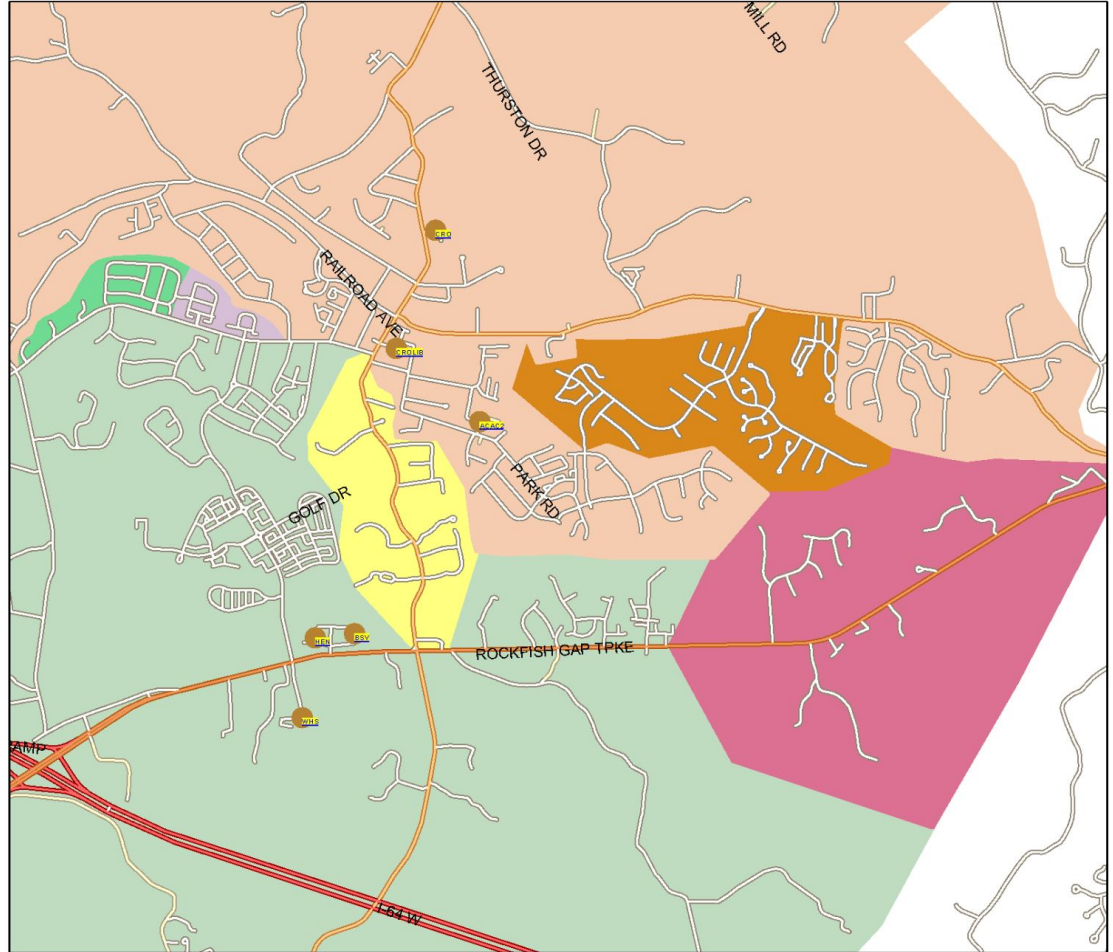
Wickham Pond (57)

**Western Ridge (105)**

**275 moved**

**Total Crozet Students: 585<sup>1</sup>**

<sup>1</sup> 21-22 current K-5 enrollment is 310



# DEMOGRAPHIC IMPACT – SCENARIO 4.1

School		Race/Ethnicity			Economically Disadvantaged	English Learner	Difference in Enrollment
		Black	Hispanic/Latino	White			
Brownsville	Before	2.21%	4.42%	82.18%	12.02%	1.66%	-275
	After	2.95%	5.44%	83.22%	17.91%	1.36%	
Crozet	Before	1.56%	8.44%	84.06%	19.69%	2.19%	275
	After	1.33%	5.80%	82.42%	11.77%	2.16%	

# ENROLLMENT PROJECTIONS – SCENARIO 4.1

Crozet	2022-23	2023-24	2024-25	2025-26	2026-27	2027-28	2028-29	2029-30	2030-31	2031-32
Baseline Enrollment Projection <sup>1</sup>	339	361	366	370	370	374	371	369	370	373
Redistricted Students <sup>2</sup>	<u>+275</u>	<u>+275</u>	<u>+275</u>	<u>+275</u>	<u>+275</u>	<u>+275</u>	<u>+275</u>	<u>+275</u>	<u>+275</u>	<u>+275</u>
New Enrollment Projection	614	636	641	645	645	649	646	644	645	648
Capacity	668	668	668	668	668	668	668	668	668	668
% of capacity	92%	95%	96%	97%	97%	97%	97%	96%	97%	97%

Brownsville	2022-23	2023-24	2024-25	2025-26	2026-27	2027-28	2028-29	2029-30	2030-31	2031-32
Baseline Enrollment Projection <sup>1</sup>	781	860	915	969	987	973	947	925	915	926
Redistricted Students <sup>2</sup>	<u>-275</u>	<u>-275</u>	<u>-275</u>	<u>-275</u>	<u>-275</u>	<u>-275</u>	<u>-275</u>	<u>-275</u>	<u>-275</u>	<u>-275</u>
New Enrollment Projection	506	585	640	694	712	698	672	650	640	651
Capacity	756	756	756	756	756	756	756	756	756	756
% of capacity	67%	77%	85%	92%	94%	92%	89%	86%	85%	86%

<sup>1</sup> K-5 enrollment projection for the current Crozet boundary.

<sup>2</sup> Current number of Preschool - 5th grade students living in the neighborhoods in 2021-22.





# SCENARIO FEEDBACK

# QUESTIONS

Are there any other scenarios we want to share with the community for feedback?

What enrollment projection information would be helpful as you finalize a decision?

What other information would you like before November 16?



## NEXT STEPS

- Communication to Brownsville and Crozet communities
- Feedback survey
- Community Meetings
- Review feedback and finalize recommendation—11/16
- Present recommendation to Dr. Haas—11/29, 6:00pm