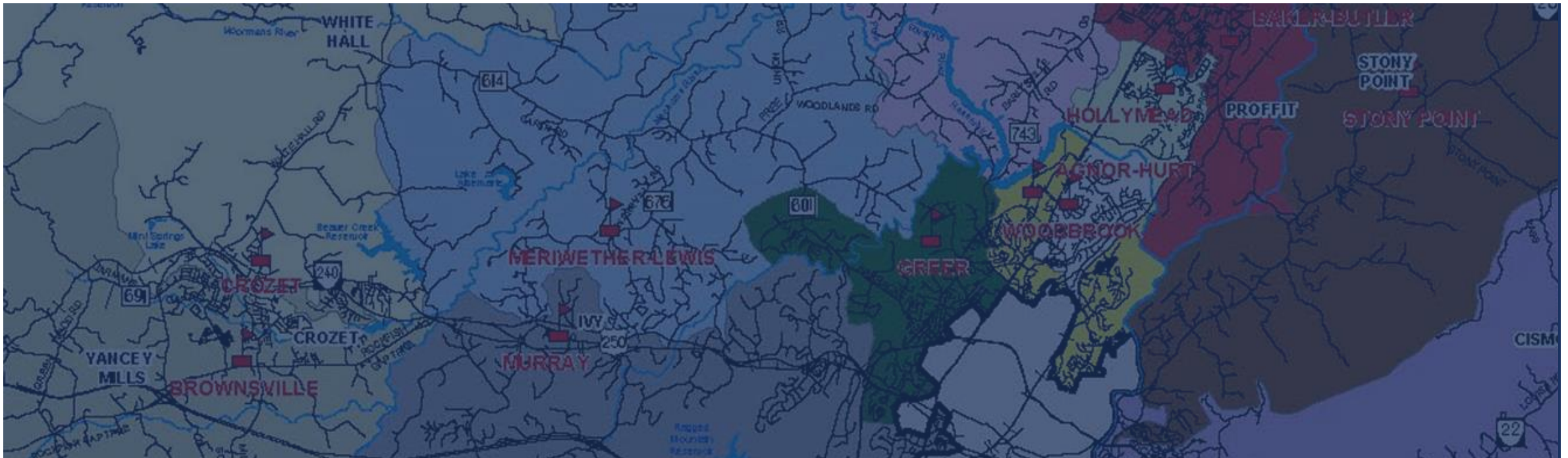


2017 REDISTRICTING ADVISORY COMMITTEE

COMMITTEE MEETING #5: NOVEMBER 13, 2017




AGENDA

Objective: End with two scenarios to debate at next meeting

- Meeting Minutes 10/30
- Community Meeting 11/8 – Recap
- Agreements vs. Disagreements

- Scenarios
- Middle Schools

SCHEDULE

September 18	<ul style="list-style-type: none">• Committee Meeting #1
October 2	<ul style="list-style-type: none">• Committee Meeting #2
October 16	<ul style="list-style-type: none">• Committee Meeting #3
October 30	<ul style="list-style-type: none">• Committee Meeting #4
November 8	<ul style="list-style-type: none">• Community Meeting: Agnor-Hurt Cafeteria @ 6:30 pm
 November 13	<ul style="list-style-type: none">• Committee Meeting #5
November 27	<ul style="list-style-type: none">• Committee Meeting #6
December 14	<ul style="list-style-type: none">• Superintendent presents her recommendation to School Board
January 2018	<ul style="list-style-type: none">• School Board holds a public hearing.• School Board votes on the Superintendent's recommendation.
Feb. – Aug. 2018	<ul style="list-style-type: none">• Families are notified and transition activities take place.
2018/19 School Year	<ul style="list-style-type: none">• New boundaries go into effect.

COMMUNITY MEETING

- Held on Wednesday, November 8
- About 100 – 150 attended
- 22 speakers

- Survey Responses due Friday, November 17

GENERAL FEEDBACK

Agreements

- Everyone loves current schools
- No one wants to change schools
- Greer needs relief from overcrowding
- Greer would benefit from demographic relief

Disagreements

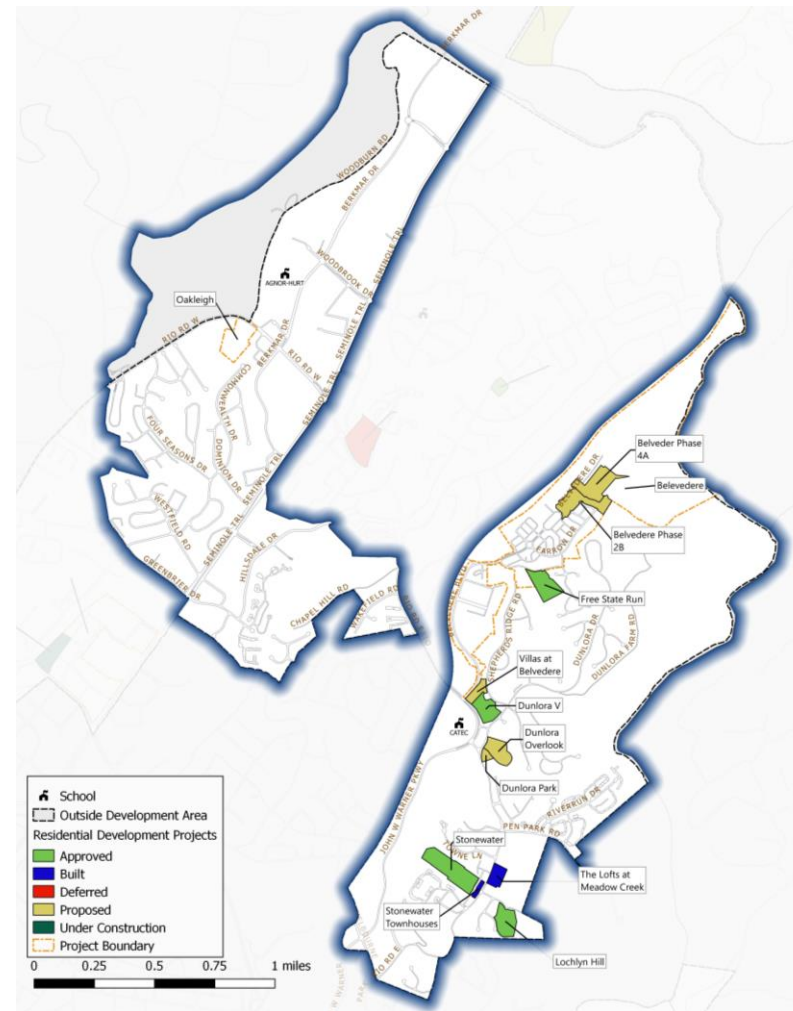
- Agnor-Hurt - In or Out?
- Other schools?
- What Greer Neighborhoods?

AGNOR-HURT – IN OR OUT?

- What does it mean if Agnor-Hurt is not included?

Greer	Woodbrook	Agnor-Hurt	Middle Schools
<p>(+) More students could be moved providing greater relief</p> <p>(+/-) Different neighborhoods might be affected</p>	<p>(+) Would receive less students and have more room to grow</p> <p>(-) May have a greater demographic impact</p>	<p>(+) No disruption/impact</p> <p>(-) Would have minimal room for error/ to grow</p>	<p>(+) No Middle Schools would be impacted</p> <p>(-) Agnor-Hurt's 13% Jouett split would remain</p>

AGNOR-HURT - DEVELOPMENTS IN PIPELINE



AGNOR-HURT - DEVELOPMENTS IN PIPELINE

Project Name	Pipeline Status	Notes	Proposed Residential Units (RU)	RU Built	RU Remaining	Anticipated Student Yield		
						ES	MS	HS
Belvedere Phase 4A	Proposed	22 townhouses, 11 single family lots ¹	33	0	33	4.51	1.98	3.08
Belvedere Phase 2B	Proposed	30 single family with 13 -29 carriage units	59	0	59	8.85	4.72	7.08
Dunlora Overlook	Proposed	29 lots	29	0	29	3.77	2.32	0.12
Dunlora Park	Proposed	11 lots	11	0	11	1.65	0.88	1.32
Oakleigh	Proposed	senior living facility and 20 mixed units	20	0	20			
Villas at Belvedere	Proposed	9 single family attached, 5 single family detached	14	0	14	1.92	0.85	1.32
Dunlora V	Under Construction	20 single family units	20	8	12	1.8	0.96	1.44
Free State Run	Under Construction	26 single family attached, 2 detached	28	8	20	2.6	1	1.6
Lochlyn Hill	Under Construction	26 lots	26	24	2	0.3	0.16	0.24
Stonewater	Under Construction	34 single family detached	34	21	13	1.95	0.65	1.56
Total			263	61	202	27.35	13.52	17.76

"Proposed" projects have been approved by SP, ZMA, or are approved initial plans, or are under review final plans. Final constructed units may change and should be considered tentative.

"Under Construction" projects are approved plans with some units issued a Certificate of Occupancy.

Anticipated Student Yield rates based on Weldon Cooper Center, 2016 (Student residences addresses compared to Albemarle County's Real Estate Records)

¹ Belvedere Phase 4A updated from previously distributed information

PRE-K ASSUMPTIONS - CLARIFICATIONS

School	Greer	Agnor-Hurt	Woodbrook
Current Programs	2 – Bright Stars	1 – Bright Stars	1 – Bright Stars
Programs Assumed in Projections	3 – Pre-K 1 - ECSE	3 – Pre-K 1 - ECSE	3 – Pre-K 1 - ECSE
Pre-K Programs Breakdown	2 – Bright Stars (current) 1- HeadStart (B-W*)	1 – Bright Stars (Current) 1 – HeadStart (B-W*) <i>1-Future (TBD)</i>	1 – Bright Stars (current) 1- Bright Stars (future, 18/19) <i>1 –Future (TBD)</i>

* Located at Broadus Wood temporarily due to lack of space at Greer and Agnor-Hurt
 Future programs dependent on operating funds.
 Pre-K: Bright Stars or Headstart
 ECSE: Early Childhood Special Education (SPED Pre-K)

FURTHER DISAGREEMENTS

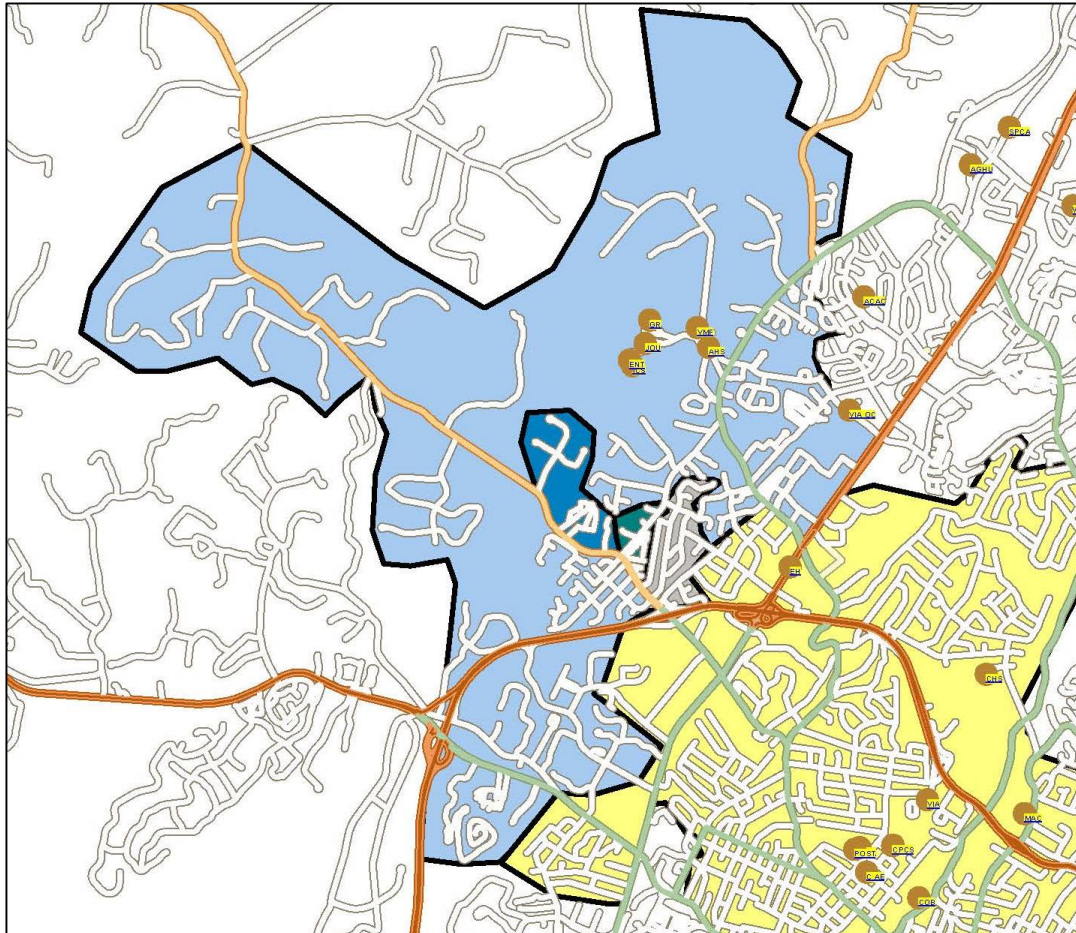
- Include other schools?
- What Greer Neighborhoods?



SCENARIOS - ELEMENTARY



SCENARIO D



Moves 175 students from Greer to Woodbrook

- Barracks West, Montvue, Huntwood (106)
- Hessian Hills, UVA Commons, Barracks (32)
- W. Park, Bennington, Angus, Middlesex (37)

Moves 0 students from Agnor-Hurt

- No changes

Total Impacted Elementary Students: 175

IMPACTS SUMMARY

- See handout for full impacts on demographics, enrollment and capacity of each scenario

Boundaries	School	K-5 Enrollment	Demographics		Net Change	5 Year Outlook	
			EcoDis	ELL		Capacity Utilization	Excess Seats
Current	Agnor-Hurt	474	56%	22%	n/a	100%	2
	Greer	627	75%	39%	n/a	120%	-115
	Woodbrook	325	55%	19%	n/a	61%	237
Scenario A (original)	Agnor-Hurt	395	72%	35%	-79	85%	81
	Greer	491	75%	40%	-136	96%	21
	Woodbrook	540	49%	23%	215	96%	22
Scenario A I +Carrsbrook/StillMeadow	Agnor-Hurt	420	69%	33%	-54	90%	56
	Greer	491	75%	40%	-136	96%	21
	Woodbrook	515	50%	15%	190	92%	47

IMPACTS SUMMARY

- See handout for full impacts on demographics, enrollment and capacity of each scenario

Boundaries	School	K-5 Enrollment	Demographics		Net Change	5 Year Outlook	
			EcoDis	ELL		Capacity Utilization	Excess Seats
Current	Agnor-Hurt	474	56%	22%	n/a	100%	2
	Greer	627	75%	39%	n/a	120%	-115
	Woodbrook	325	55%	19%	n/a	61%	237
Scenario B (original)	Agnor-Hurt	415	64%	25%	-59	89%	61
	Greer	456	73%	39%	-171	90%	56
	Woodbrook	555	57%	23%	230	99%	7
Scenario B1 No A-H, No Belvedere	Agnor-Hurt	474	56%	22%	0	100%	2
	Greer	456	73%	39%	-171	90%	56
	Woodbrook	496	64%	25%	171	90%	64
Scenario B2: No Belvedere, Add Rio Wakefield to Pine Haven/Branchlands	Agnor-Hurt	454	57%	22%	-20	96%	22
	Greer	456	73%	39%	-171	90%	56
	Woodbrook	516	63%	25%	191	92%	46
Scenario B3: No Agnor-Hurt, Add Broadus Wood	Agnor-Hurt	474	56%	22%	n/a	100%	2
	Greer	477	75%	40%	-150	94%	35
	Woodbrook	427	60%	24%	+102	78%	135

IMPACTS SUMMARY

- See handout for full impacts on demographics, enrollment and capacity of each scenario

Boundaries	School	K-5 Enrollment	Demographics		Net Change	5 Year Outlook	
			EcoDis	ELL		Capacity Utilization	Excess Seats
Current	Agnor-Hurt	474	56%	22%	n/a	100%	2
	Greer	627	75%	39%	n/a	120%	-115
	Woodbrook	325	55%	19%	n/a	61%	237
Scenario C (original)	Agnor-Hurt	437	58%	22%	-37	93%	39
	Greer	491	75%	40%	-136	96%	21
	Woodbrook	498	60%	23%	173	90%	64
Scenario C1 +Whitewood (No Townwood)	Agnor-Hurt	447	58%	22%	-27	95%	29
	Greer	481	74%	41%	-146	95%	31
	Woodbrook	498	60%	23%	173	90%	64
Scenario C2 +Belvedere (No Minor Ridge)	Agnor-Hurt	429	66%	25%	-45	91%	47
	Greer	491	75%	40%	-136	96%	21
	Woodbrook	506	53%	21%	181	91%	56
Scenario C3 +Whitewood + Belvedere (No Townwood, No Minor Ridge)	Agnor-Hurt	439	66%	24%	-35	93%	37
	Greer	481	74%	41%	-146	95%	31
	Woodbrook	506	53%	21%	181	91%	56

IMPACTS SUMMARY

- See handout for full impacts on demographics, enrollment and capacity of each scenario

Boundaries	School	K-5 Enrollment	Demographics		Net Change	5 Year Outlook	
			EcoDis	ELL		Capacity Utilization	Excess Seats
Current	Agnor-Hurt	474	56%	22%	n/a	100%	2
	Greer	627	75%	39%	n/a	120%	-115
	Woodbrook	325	55%	19%	n/a	61%	237
Scenario D	Agnor-Hurt	474	56%	22%	n/a	100%	2
	Greer	452	74%	39%	-175	90%	60
	Woodbrook	500	63%	26%	175	90%	62



SCENARIOS – MIDDLE SCHOOLS

NO NEW INFORMATION, SEE COMMUNITY PRESENTATION FOR RECAP



NEXT STEPS

- Continue to receive feedback. Surveys due Friday, November 17
- Final Meeting: November 27th
- Dr. Moran will be in attendance